






FRAMLESS PANEL

| | |
|--------------|---|
| Item code | 86.R010.1301.01 |
| Product type | Indoor |
| Category | Recessed Fixtures |
| Family | FRAMLESS PANEL |
| Pictograms | <div><div></div><div>220 240 V</div><div></div><div>CRI 80</div><div>CE</div><div>Driver INCL.</div><div>On Off</div><div></div><div>Emerg. 1h</div><div>IP 20</div><div>50000h L80B10</div></div> |

Dimensions

| | |
|-------------------------|------------|
| Product dimensions (mm) | 595x595x46 |
|-------------------------|------------|

Photometry



| | |
|----------------------------|---------------|
| Product | |
| Real power (W) | 40 |
| Real luminous flux (Lm) | 4400 |
| Luminous efficiency (Lm/W) | 110 |
| Beam angle (°) | 110 |
| Life time (h) | 50000h L80B10 |
| IP | 20 |
| U. G. R | <13 |
| Control gear | On-Off |
| Colour temperature (K) | 3000 |
| Colour consistency (SDCM) | SDCM<6 |
| CRI | 80 |